

# Together @ Home

Here are some activities you could do together as a family, begin with the story and then do as many or as few as you like, in any order.



## Bible Passage

Today we will be exploring together, The Parable of the Late Night Visitor.

You can find it in your Bible in:  
**Luke 11 v 5–13**

Read the story together – choose a Bible translation or children’s story version which best suits your group.



## A prayer to say together

Dear God,  
Thank you that you love and care for us, that you are a good father to us. We thank you that we can pray and ask you for things, that you always hear our prayers.

Help us to persevere in prayer and to be patient when waiting for an answer. Help us to be good friends and neighbours to those around us and help those in need.

We pray for all those in the world struggling to have the food and supplies they need, particularly in countries facing natural disasters. God would you be their provider.

Amen.

## Discussion

### A question for adults to ask children

*What sort of things can we ask God for?*

We can pray and ask God for anything that we need. In the story the friend asked for bread but his neighbour was asleep and didn’t want to get up. Jesus said that the friend should be bold and keep knocking until his neighbour came to help. Praying to God can be the same, sometimes we have to keep praying and trust in God’s timing, that can take patience and perseverance.

The passage teaches us that God only gives good things to his children, we must trust that God knows what is best for us and sometimes that means we might not get what we want.

### Some questions for children to ask adults

*Can you think of a time when you had to keep praying for something for a very long time?*

## Family Activity 1

Hold your own scavenger hunt, call out objects and see who can find and bring the item back the fastest. Here is a list of items you could use, or why not try one of the Together at Home scavenger prayer hunts.

You can find them all that  
[www.tath.co.uk/other-resources](http://www.tath.co.uk/other-resources)



spoon  
pencil  
sock  
cuddly toy  
pillow  
shoelace  
bible  
towel  
hat  
key



## A verse to remember

### Matthew 7 v 7

**“Ask and it will be given to you; seek and you will find; knock and the door will be opened to you.”**

Try to learn this verse together, you could come up with some actions to help you remember it or decorate the verse on a piece of paper or card together and put it up somewhere to remind you of it through the week.

## Family Activity 2 / Playdough Prayer

You will need: Playdough

The friend in the story wanted bread that they could share with their visitors. Why not use some playdough to mould some of the things you would like to have?

You could spend some time praying and asking God for things you need or would like by creating them out of the dough.

*If you do not have playdough you could use this simple recipe to make your own or build/craft/draw your prayers from any other materials, you have in the house.*



## Helping older children

Sometimes we may pray and not see the change or provision we want right away. It can be frustrating and perhaps make us question whether God is really listening to our prayers.

This passage encourages us that God wants the best for us, but just like when a parent won't let their child eat nothing but sweets, the best for us isn't always the same as what we want.

Jesus told us we should pray that God's will would be done on earth as it is in heaven. In Mark 14:36 we see Jesus praying about his death on the cross – he knew it would be scary and painful, but he said to God “do what you want, not what I want.”

Prayer is not just about asking God for the things that we want but also asking God what he wants for us. A good friendship and relationship is two way – if you don't see God answering our prayers immediately why not stop and ask God if there is anything He needs from you to make it happen.

## Simple Play Dough Recipe

- 8 tbsp plain flour
- 2 tbsp table salt
- 60ml warm water
- food colouring (optional)
- 1 tbsp vegetable oil

1. Mix the flour and salt in a large bowl. In a separate bowl mix together the water, a few drops of food colouring and the oil.


2. Pour the coloured water into the flour mix and combine with a spoon.

3. Dust a work surface with a little flour and turn out the dough. Knead together for a few minutes to form a smooth, pliable dough. If you want a more intense colour you can work in a few extra drops of food colouring.

4. Store in a plastic sandwich bag (squeeze out the air) in the fridge to keep it fresh.

# A colouring page you could print and colour together

This colouring sheet is available free from <http://flamecreativekids.blogspot.com/>




# PUZZLE SHEET



**Knock Knock**

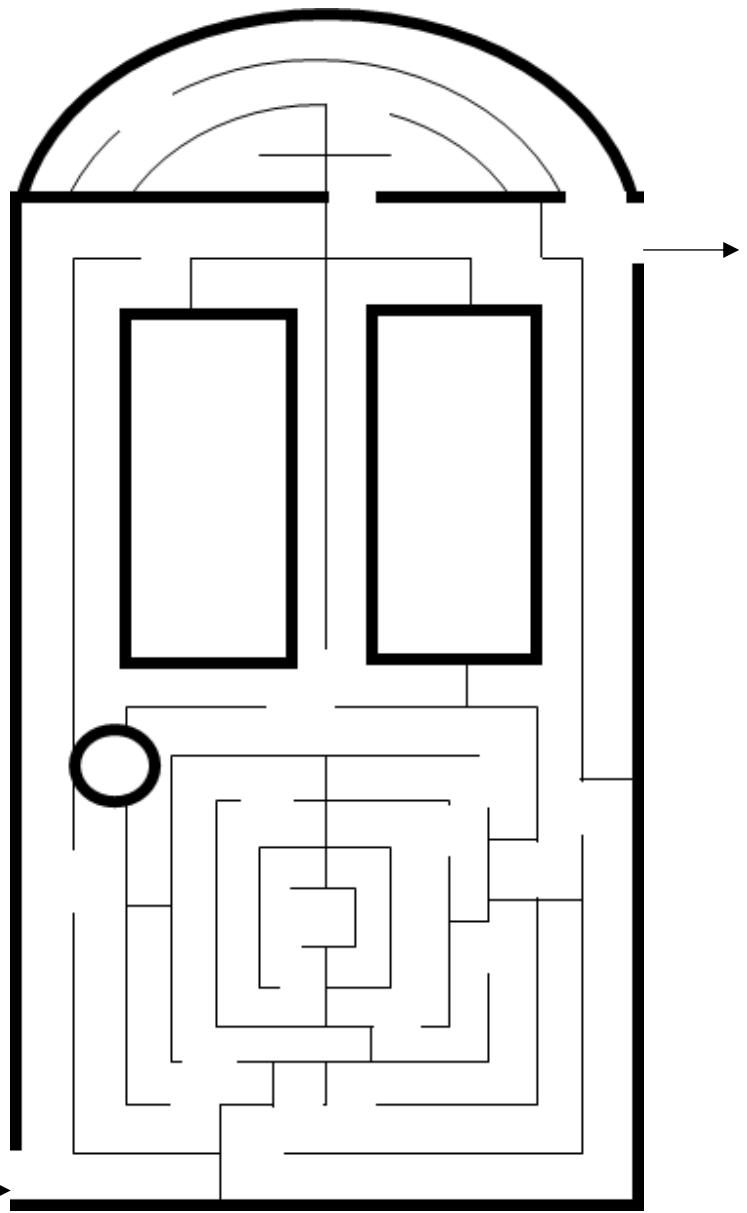
**Who's there?**

**Lettuce** 


**Lettuce who?**

**Lettuce in, it's cold out here!**

Can you find your way through the door maze?



Can you pair up the matching doors on the page by colouring them the same?  
Which door is the odd one out?



# Together @ Home

Here are some activities you could do together as a family, begin with the story and then do as many or as few as you like, in any order.



## Bible Passage

Today we will be exploring together, The Parable of the Talents.

You can find it in your Bible in:  
**Matthew 25 v 14–30**

Read the story together – choose a Bible translation or children’s story version which best suits your group.



## Discussion

### A question for adults to ask children

*Why did the master give his servants while he was away? Why do you think Jesus told this story?*

The servants were told to take care of their master’s things while he was gone. The master trusted his servants and wanted them to use well the resources he had given them. That’s why he was so angry with the servant who buried the talents he was given – what a waste!

Jesus knew that he wasn’t going to be on the earth forever, his followers would have a part to play in continuing his work on the earth. Just like the servants in the story if we look after what we are given well and give our all to God, we will receive even more from Him.

### Some questions for children to ask adults

*What gifts do you use to serve God and others?*

## A prayer to say together

Dear God,  
Thank you for parable of the talents which Jesus told. Help us to remember that we have an important task in this world, to share your love with others.

Thank you that each of us is unique and special to you. Help us to use the gifts and skills you have given us to bless and serve others. Help us to grow the talents you have given us.

Amen.

## Family Activity 1

Hold your own family talent show! Give everybody a chance to demonstrate a talent or skill.

Why not talk about how you could use those talents to give glory to God and share God’s love with others?





## A verse to remember

1 Peter 4 v 10

Each of you has received a gift to use to serve others. Be good servants of God's various gifts of grace.

Try to learn this verse together, you could come up with some actions to help you remember it or decorate the verse on a piece of paper or card together and put it up somewhere to remind you of it through the week.

## Family Activity 2


You will need: A coin

The servant in the story hid the money he was given, burying it till his master returned. Take it in turns to hide a coin somewhere in the room or house. Everybody else must search for the coin. Give hints such as "hotter", "colder", "freezing" to help in the search. Who will be first to find the coin?




## Active Gifts

God has many gifts for us which can receive through the Holy Spirit. Why not spend some time thinking about the many different gifts we can receive from God? You could print off these gifts and hide them around the room looking for them and then find them in the passage in your Bible. Or why not wrap them in layers of a pass the parcel? Talk about which gifts you would most like to have and share with others.




A colouring page you could print and colour together



## 1 Peter 4 v 10

Each of you has received  
a gift to use to serve  
others. Be good servants  
of God's various gifts of  
grace.



# PUZZLE SHEET



Can you find the 8 differences between the two pictures?


How many coins like this one can you find on the page?



Help the servant find where he buried the coin.

Find the words hidden in the word search.

a. b.



S	E	L	P	I	C	S	I	D	E
S	W	E	T	N	A	V	R	E	S
E	T	O	D	W	A	E	D	M	F
N	D	R	N	S	O	E	O	M	A
I	E	M	A	D	N	N	N	F	I
P	N	A	S	R	E	I	I	O	T
P	R	S	U	Y	E	R	O	M	H
A	A	T	O	L	S	A	F	C	F
H	E	E	H	T	F	E	L	U	U
R	Y	R	T	N	U	O	C	O	L

DISCIPLES    SERVANT    THOUSAND  
 COINS    COUNTRY    MASTER  
 MONEY    EARNED    MORE  
 WONDERFUL    FAITHFUL    HAPPINESS



# Together @ Home

Here are some activities you could do together as a family, begin with the story and then do as many or as few as you like, in any order.



## Bible Passage

Today we will be exploring together, Jesus' parable of the Talents..

You can find it in your Bible in:

**Matthew 25:14-30**

Read the story together – choose a Bible translation or children's story version which best suits your group.



## A prayer to say together

Dear God,  
Thank you for the parable of the talents, help us to be like the good servants who took what they had and looked after it well, making more from what they had.

Thank you that you are our provider and give us good gifts. Thank you for the talents and skills you have put into each of us. Help us to be good stewards of your gifts, using what we have to share your love with others.

Give us boldness to share the skills and talents we have and not to hide them away.

Amen.

## Discussion

### A question for adults to ask children

*What talents and skills do you have that you could use for God?*

In the story the talents that Jesus spoke of were coins, the servants were given them and told to be good stewards, making wise decisions about how the money was used so that it produced the best results. God has given each of us talents and skills of a different kind, but we can choose to make wise decisions about how we use them and not hide them away out of sight.

God has a part for each of us to play in growing His Kingdom and sharing His love with others.

### A question for children to ask adults

*What gifts do you use to serve God and others?*

Jesus said that "the Son of Man did not come to be served. He came to serve others and to give his life as a ransom for many people." Service is part of our role as Christians. While our churches are meeting virtually there are many roles and experiences that are lost. Your family won't be greeted at the door, there won't have been people in early to set up your meeting space, you will have to make your own drinks and snacks! We've created a 'Church at Home' resource to help you think about how we can replicate these areas of service at home. Find it at [www.TatH.co.uk](http://www.TatH.co.uk).

## Family Activity 1

### Hide the Talent

Choose an object to represent the 'talent' in the story, use a real coin or make your own giant coin to hide – cut a circle from cardboard and cover it in silver foil.



Take it in turns to hide the talent somewhere in the room or elsewhere in the house. Use temperature words e.g. hotter, colder, boiling, freezing to help tell people when they are getting nearer to the talent or moving further away.



## A verse to remember

1 Peter 4 v 10

Each of you has received a gift to use to serve others. Be good servants of God's various gifts of grace.

Try to learn this verse together, you could come up with some actions to help you remember it. Why not decorate the verse on a piece of paper or card together and put it up somewhere to remind you of it through the week or draw your own picture together of what you think Jesus coming back will look like?

### Spiritual Gifts

The Bible tells us that we can receive Gifts of the Spirit – these are supernatural powerful gifts from God that we can use with the help of Holy Spirit.

All of these gifts are available to all of us, a few are listed below, why not talk about each of these different gifts together.

Which would you like to receive?

Why not pray and ask God for a new gift that you can use to serve and share love with others today.

### Family Activity 2

Hold your own family talent show, give everybody a chance to share a gift or skills they have.

What will your talent be?

- Singing?
- Playing an instrument?
- Painting a picture?
- Demonstrating Sports Skills?
- Reading a story?
- Acting out a scene?
- Building something on Minecraft?



#### Tongues & Interpretation

We can speak a new prayer language or we can interpret when somebody else speaks in tongues.

1 Corinthians 12 v 10

#### Faith

We can ask God for more faith!

1 Corinthians 12 v 9

#### Teaching

We can have the skill to pass on knowledge to others.

Romans 12 v 7

#### Healing

We can pray for those who are sick to be well.

1 Corinthians 12 v 9

#### Words of knowledge

We can share encouraging messages from God with others.

1 Corinthians 12 v 8

#### Encouragement

We can be an encourager of others.

Romans 12 v 8

#### Service


We can be somebody who serves others.

Romans 12 v 7

# A colouring page you could print and colour together

Drawings provided by [www.whimsyclips.com](http://www.whimsyclips.com)

Each of you has received a gift to use to serve others.



Be good servants of God's various gifts of grace.


1 Peter 4 v 10

# PUZZLE SHEET

How many coins like this one can you find on the page?




Can you find the 8 differences between the two pictures?



Which path should the servant follow to find where he buried the coin?

a. b. c.



Can you find all these words hidden in the word search?

s t f i g h h d l m y u t c s k q c y p f y s l p  
 m t m k r t i m o j a j k t n g f y t s m z z u b  
 k k n p y q d j a o b s n p r x g z z k d d g f q  
 p o u a t g d h c r g e t o d w c x x b y i f h z  
 z e c f v w e t x n l d u e u k i w m d a n p t v  
 a h v l m r n o n a a n u m r m h v a d z e c i x  
 u m d z l n e r t y d j o u r n e y y v j f i a h  
 e f i p u d m s u l s n p r n w k r f p a v h f i  
 g c w s a h x x q c q l g r z k q e t m g v p x l  
 c k z b d z h b n z c q e y r o o u m l d j y u d

- servants**
- talents**
- master**
- gifts**
- good**
- faithful**
- journey**
- hidden**
- ground**

# Together @ Home



Here are some activities you could do together as a family, begin with the story and then do as many or as few as you like, in any order.

## Bible Passage

Today we will be exploring together, Jesus' parable of the Ten Bridesmaids..

You can find it in your Bible in:  
**Matthew 25 v 1–13**

Read the story together – choose a Bible translation or children's story version which best suits your group.



## A prayer to say together

Dear God,  
Thank you for the story of the ten bridesmaids that reminds us that your plan is not finished yet and that one day you will return.

Help us to prepare our hearts and minds for your return, to be a light that shines in the world and speaks of you to other people.

In these dark and difficult times help us to shine even brighter and to make time each day to grow in knowledge and relationship with you.

Amen.

## Discussion

### A question for adults to ask children

*What could the foolish bridesmaids in the story have done to make sure they were ready for the arrival of the bridegroom?*

The bridesmaids in the story were expecting the bridegroom to arrive on time and only had just enough oil in their lamps. If they had brought extra oil they would have been like the wise bridesmaids who were ready!

### A question to discuss together

*What do you think this parable is trying to teach us?*

The bridegroom in the story represents Jesus. The Bible tells us that one day Jesus will come back to the earth and that we should be ready even though we don't know when that time will be.

### A question for children to ask adults

*What do you do to keep your light shining for God?*

We are like shining lamps in this world sharing God's love, we can keep ourselves full and ready to serve God by working on our relationship with Him. Reading our Bibles, Praying, Listening to God, Worshipping, Fellowship, Receiving teaching from others – all of these are great ways to keep our lights shining.

## Family Activity 1

### Make your own lamp craft

*You will need: paper/card, scissors, glue/tape*



Use the simple template on page 3 to make a lamp craft. You could print and decorate the template or make your own.

- Decorate your paper first.
- Fold your paper in half along the dotted line and cut the solid lines to create slits.
- Tape or glue the short ends of your paper together to form your lantern.
- Add a strip of paper to be the handle.



## A verse to remember

### 1 Thessalonians 4 v 16

**The Lord himself will come down from heaven with a loud command, with the voice of the archangel, and with the trumpet call of God.**

Try to learn this verse together, you could come up with some actions to help you remember it. Why not decorate the verse on a piece of paper or card together and put it up somewhere to remind you of it through the week or draw your own picture together of what you think Jesus coming back will look like?

## Active Oil Filling



Psalm 18 v 28 says:

**LORD, you give light to my lamp. My God brightens the darkness around me.**

Why not try one of these oil filling activities each day, draw close to God and ask Him to fill you up with by his Spirit to help you shine a little brighter in the world.

### Sing Hosanna!

Spend some time worshipping God together, why not find the song "give me oil in my lamp" to play and join in with together.

### Waiting to be filled

The bridesmaids in the story had to do a lot of waiting, but they did nothing while they waited. Spend some time actively waiting on God seeking an encounter with Him.

### Anointed with Oil

Throughout the Bible we see oil used to anoint people often as a symbol that they are being made holy for God. Spend some time praying for each other that you would be made Holy for God.

*You could use oil you have in the house as part of your prayer activity just warn young children not to touch any furniture!*

### Filled with knowledge

Find and explore these Bible verses together, they are all about light, lamps and shining for God.

**Matthew 5 v 15-16**      **Psalm 119 v 105**  
**Philippians 2 v 15**      **2 Corinthians 4 v 6**  
**Daniel 12 v 3**      **Revelation 21 v 23**

## Family Activity 2

*You will need – a tray of random items from around the house, a towel or scarf*

The wise bridesmaids had remembered to bring extra oil, the foolish bridesmaids had not. Use this 'Kim's Game' to test your own memories.

Lay a range of items from around your house on a tray or table, give everybody 1 minute (or less) to memorise as many objects as they can.

Cover over the objects with the towel and remove one item, but make sure nobody can see what you have taken.


Who can be first to work out which item is missing? Take it in turns to be the person who removes an item and see who can get the most points.



## Remembrance Sunday

*This Sunday is also Remembrance Sunday you could use this activity to talk about why it is important to remember all those who fought and died in war. There are more remembrance activities available at*

[www.TatH.co.uk/other-resources](http://www.TatH.co.uk/other-resources)





**A colouring page you could print and colour together**

Image from <http://www.biblekids.eu/>

“So always be ready,  
because you don't know  
the day or the hour the  
Son of Man will come.”

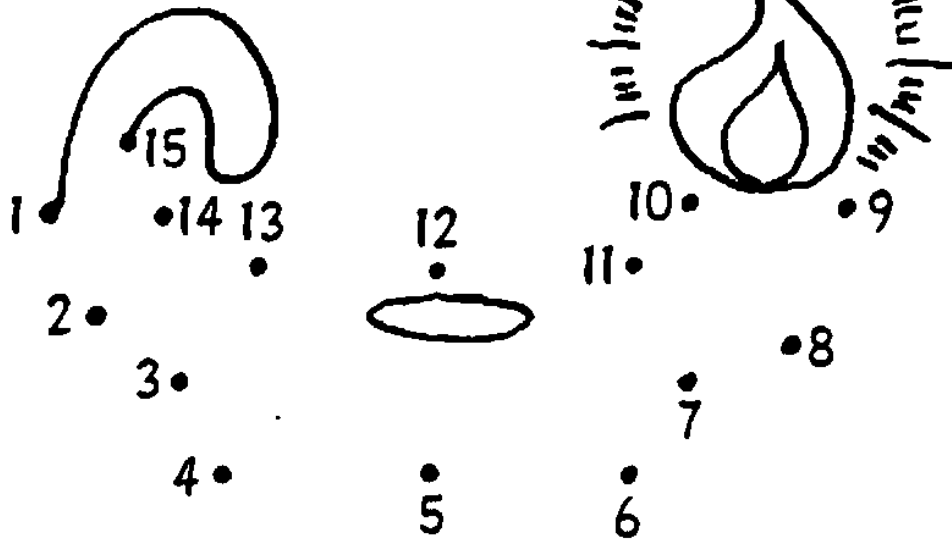
Matthew 25 v 13



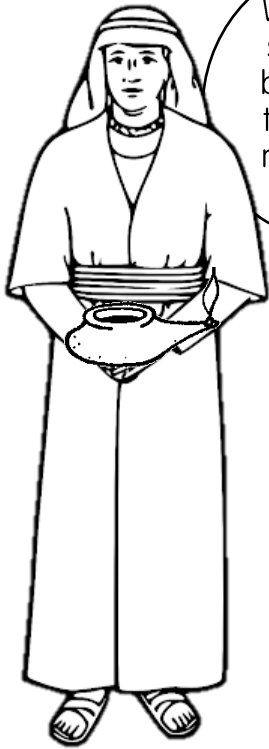


# PUZZLES SHEET


Join the dots to complete the picture.



Which path should the bridesmaid take to find more oil for her lamp?



- a.
- b.
- c.




Can you find ten lamps on the page?

Can you change one letter at a time to turn the word lamp into the word burn? The picture clues might help you.

**lamp**



-----



-----



-----

**burn**



# Together @ Home

Here are some activities you could do together as a family, begin with the story and then do as many or as few as you like, in any order.



## Bible Passage

Today we will be exploring together, Jesus' Beatitudes from the Sermon on the Mount.

You can find it in your Bible in:  
**Matthew 5 v 1–12**

Read the story together – choose a Bible translation or children's story version which best suits your group.



## A prayer to say together

Dear God,  
Thank you that you love us and want to bless us. Thank you for Jesus' teaching which reminds us that you bless those who need you most. Help us to seek what pleases you and trust you to give us what we need.

We pray for those in our world who are struggling, the poor, the sick, the grieving, the homeless and the hungry. Would you bless them and those who are working to help them.

Show us God how we can be a blessing to those around us.

Amen.

## Discussion

### A question for adults to ask children

*What are blessings? Who was blessed in the passage?*

This list is often called the 'Beatitudes' and beatitude means being blessed! Blessings are when we receive good things from God. During his famous sermon on the mount Jesus shared this list of people who are blessed. It might have surprised his audience that God chose to bless those who needed Him most – the sad, the poor, the hurting and those who needed his help.

*Why do you think God chose these people to bless?*

### A question for children to ask adults

*Can you tell me about a time when you felt blessed by God?*

## Family Activity 1

How can your family be a blessing this week? Why not talk and pray together about who God would want to bless in your community. Here are some ideas of ways to be a blessing.

*Make sure to choose activities that comply with your local social distancing and lockdown rules.*

- Bake or cook something to share with a neighbour or friends.
- Write, draw or film an encouraging message for somebody you cannot visit at the moment.
- Look through your wardrobes for something you could donate that you have outgrown or no longer wear.



## A verse to remember

### Revelation 7 v 16–17

**“Those people will never be hungry again, and they will never be thirsty again. The sun will not hurt them, and no heat will burn them, because the Lamb at the centre of the throne will be their shepherd. He will lead them to springs of water that give life. And God will wipe away every tear from their eyes.”**



What a beautiful picture we find in Revelation, people in white robes bowing down before God’s throne giving thanks – this is the ultimate blessing that Jesus promised. Those who were hungry and thirsty, those who were sad are now drawn close to the God who loves them like a shepherd.

Why not read the whole passage from Revelation 7 v 9-17: how does it make you feel? What similarities can you find to Jesus’ words in Matthew 5?

## Active Prayer

Print and cut out the Beatitudes cards from the next page or make your own.

Place all the cards upside down on the table. Take it in turns to flip over two cards and try to find a matching pair. If you find a matching pair lead everybody else in the prayer asking God to help you be the sort of person that He wants to bless.

Thank you to

[www.flamecreativekids.blogspot.co.uk](http://www.flamecreativekids.blogspot.co.uk)

for giving us permission to adapt their Beatitudes cards.



## Family Activity 2


Today’s passage comes from Jesus’ famous ‘Sermon on the Mount’ Why not take on one of these mountain challenges...

- Go for a family walk and climb the highest hill you can find!
- Build a mountain in your home, you could use anything you have around building blocks and Lego, cushions and pillows or even make a mountain of shoes!
- Visit Mount Everest the highest mountain in the world ! You can take a virtual look using Google Maps!




Matthew 5 v 3

**Blessed** are those who realise they need God to save them.



Heaven is theirs.

**Dear God,**  
Help me to trust in you and rely on you in every area of my life.  
**Amen**



Matthew 5 v 4

**Blessed** are those who are sad or upset.



God will comfort them.

**Dear God,**  
Thank you that you are there and care when I am sad or upset.  
Thank you that I am never alone.  
**Amen**



Matthew 5 v 5

**Blessed** are those who don't show off but are servant hearted.



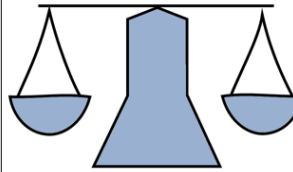
The whole earth will be theirs.

**Dear God,**  
Help me to think more about others and what they want and need.  
**Amen**



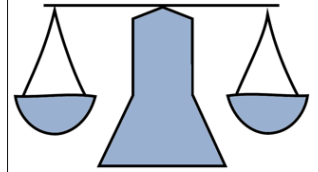
Matthew 5 v 6

**Blessed** are those who want fairness and justice.




God will satisfy them.

**Dear God,**  
Help me to treat others fairly and to make wise choices. Help me to seek justice in the world.  
**Amen**



Matthew 5 v 7

**Blessed** are those who show forgiveness to others.



They will be forgiven.

**Dear God,**  
Thank you that you forgive my mistakes. Help me to show forgiveness to others.  
**Amen**



Matthew 5 v 8

**Blessed** are those who try to please God in their thoughts.



They will see God.

**Dear God,**  
Help me to think about what you would want. Give me pure thoughts and a clean heart.  
**Amen**



Matthew 5 v 9

**Blessed** are those who are try bring peace and stop others fighting.



God will call them His children.

**Dear God,**  
Help me to be a peacemaker, seeking peace not arguments. Give me strength to not fight back when people upset me.  
**Amen**



Matthew 5 v 10

**Blessed** are those who get in trouble for doing the right thing.



God's Kingdom belongs to them.

**Dear God,**  
Help me to stand up for what is right and good.  
**Amen**



# A colouring page you could print and colour together

This page is from religiousdoodles.com you can find all the beatitudes as colouring pages here:  
<https://www.religiousdoodles.com/sermon-on-the-mount-coloring-pages.html>

Doodle Art Alley ©

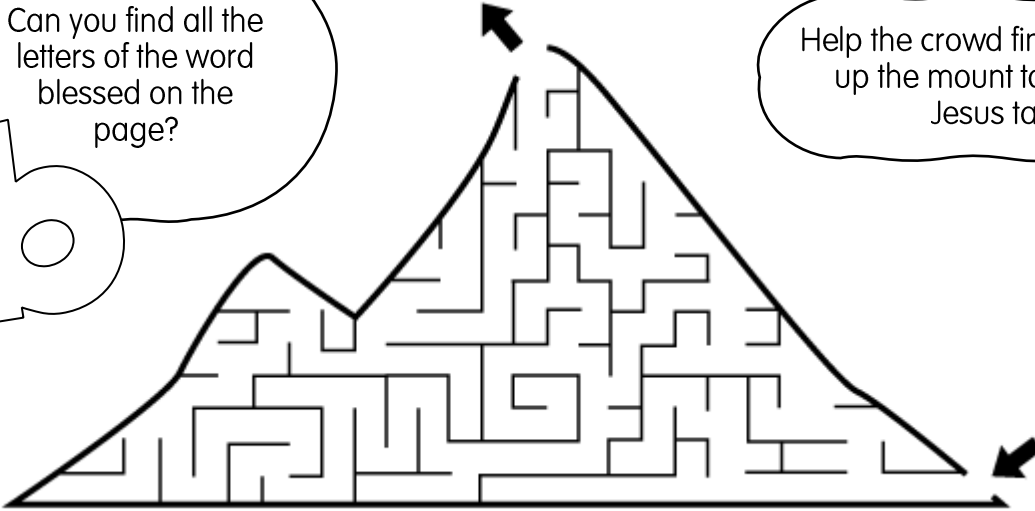


# PUZZLE SHEET

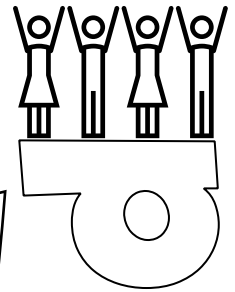
Can you find all the letters of the word blessed on the page?

b

Help the crowd find their way up the mount to listen to Jesus talk




Maze from:  Muse Printables  
Copyright © 2010 MusePrintables.com



Jesus said "They are blessed whose thoughts are pure, for they will see God." – what do you think God looks like?

Draw God here.



Can you find all the words in the word search?

S	P	I	R	Y	P	A	H	A	E
E	L	H	P	S	E	A	R	H	T
N	R	U	O	M	P	O	O	R	R
G	R	N	F	P	O	I	R	D	E
E	T	G	Y	I	H	E	R	R	T
N	N	E	P	E	C	A	C	I	H
T	E	R	A	P	W	R	R	P	T
L	G	V	O	E	A	T	E	S	A
E	E	T	R	A	E	H	M	M	E
N	H	U	N	G	R	E	R	E	R

- HAPPY
- HEAVEN
- MOURN
- PURE
- POOR
- GENTLE
- HUNGER
- HEART
- SPIRIT
- EARTH
- MERCIFUL
- REWARD



# T Together @ Home

Here are some activities you could do together as a family, begin with the story and then do as many or as few as you like, in any order.




## Bible Passage

Today we will be exploring together, the message of the sheep and the goats.

You can find it in your Bible in:  
**Matthew 25:31–46**

Read the story together – choose a Bible translation or children’s story version which best suits your group.



## A prayer to say together

Dear God,  
Thank you for the message of the sheep and the goats. Thank you that we are your sheep and you are our shepherd, that you guide, protect and provide for us.

Help us to be generous with what you have given us, seeking to help those in need and share what we have with others.

We pray for those in our local community who are hungry, sick homeless or in need. Show us how we can be a help to them.

Amen.

## Discussion

### A question for adults to ask children

*Why do you think Jesus described his followers as sheep and not goats?*

Throughout the Bible Jesus describes himself as a good shepherd. A shepherd guides and protects his sheep, they follow him and he makes sure they have what they need. Goats can be very different, they are far more independent.

In Jesus’ time most herds would have been a mixture of sheep and goats. At certain times the shepherd would have needed to separate out the sheep from the goats. Even though they might have looked similar the shepherd knows his own sheep and can separate them out easily.

In the same way Jesus knows each of us by name, we are special to Him. He sees what we do and knows when we serve and help others around us.

### A question to answer as a family

*What can we do as a family to help those in need in our community?*

*What is our church doing to help those in need in our community?*

## Reaching Out

The Pandemic has made it hard for us to connect with others as we might like to. Why not choose one of these challenges to take on as a family this week.

- Find out what supplies your local foodbank most needs and arrange to make a donation.
- Reach out to a neighbour or somebody in your church who is living alone.
- Have a family sleepover on the floor or a homemade shelter and pray for all those who are facing homelessness or living on the streets.



## A verse to remember

### Ezekiel 34 v 12

**As a shepherd looks after his scattered flock when he is with them, so will I look after my sheep.**

Try to learn this verse together, you could come up with some actions to help you remember it. You might like to read the whole of Ezekiel 34 together and think about what makes a good shepherd. How can we take care of others in the world like Jesus looks after us?



### Active Prayer

Jesus said that when we make time to help anybody in need we are helping Him. God's heart is for everybody in the world to have the food, clothes, shelter, medicine and love they need.

Call out each of these items and have a family race to see who can find one the fastest. When you have found them use them as inspirations to pray for these different areas

#### A spoon



Dear God, we thank you that you provide the food we need each day. We thank you for our local foodbanks who are helping to feed the hungry.

#### A coat



Dear God, we pray for all those who are homeless or living in shelters. We ask that you would protect them and provide what they need.

#### A cuddly toy



Dear God, we pray for all those who are lonely or feel isolated while we cannot meet freely. Help them to know your love and comfort.

#### Soap



Dear God, we pray for all who are sick and in hospital. We pray for their families too who may not be able to visit. We pray for all those working in our hospitals and trying to bring an end to the Coronavirus.

### Family Activity 1

#### Hide and sheep

One person is the shepherd and must wear a blindfold. Everybody else in the room is a sheep. The sheep must move around the room making baa-ing noises and the shepherd should try to catch them!



If you have a big enough household you could divide those playing into sheep and goats, can the shepherd sort the sheep from the goats without being able to see them?

### Family Activity 2

#### Name that sheep

One person closes their eyes, somebody else in the room must baa like a sheep.

Can the person with their eyes close recognise who made the noise?

**BAA!**





**A colouring page you could print and colour together**

Drawings provided by [www.craftingthewordofgod.com](http://www.craftingthewordofgod.com)

# Ezekiel 34 v 12

As a shepherd looks after  
his scattered flock when he  
is with them, so will I look  
after my sheep.




# PUZZLE SHEET


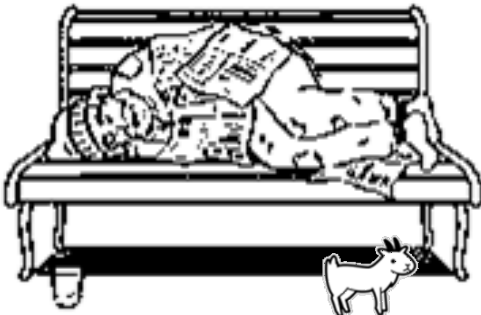


Can you draw 2 straight lines so that 2 sections contain only sheep and 2 contain only goats?

How many sheep can you find on the page?

How many goats can you find on the page?



Can you connect each person to the object that they need without the lines overlapping?



Why not take some time to colour each picture in and pray for all those in the world who needs these things today and all those who are helping those in need.